



**USAID**  
FROM THE AMERICAN PEOPLE

# **Importance of Vegetable & Food Security Priorities**

**Asia Regional Horticulture Conference in  
Malaysia**

**September 6-9, 2016**

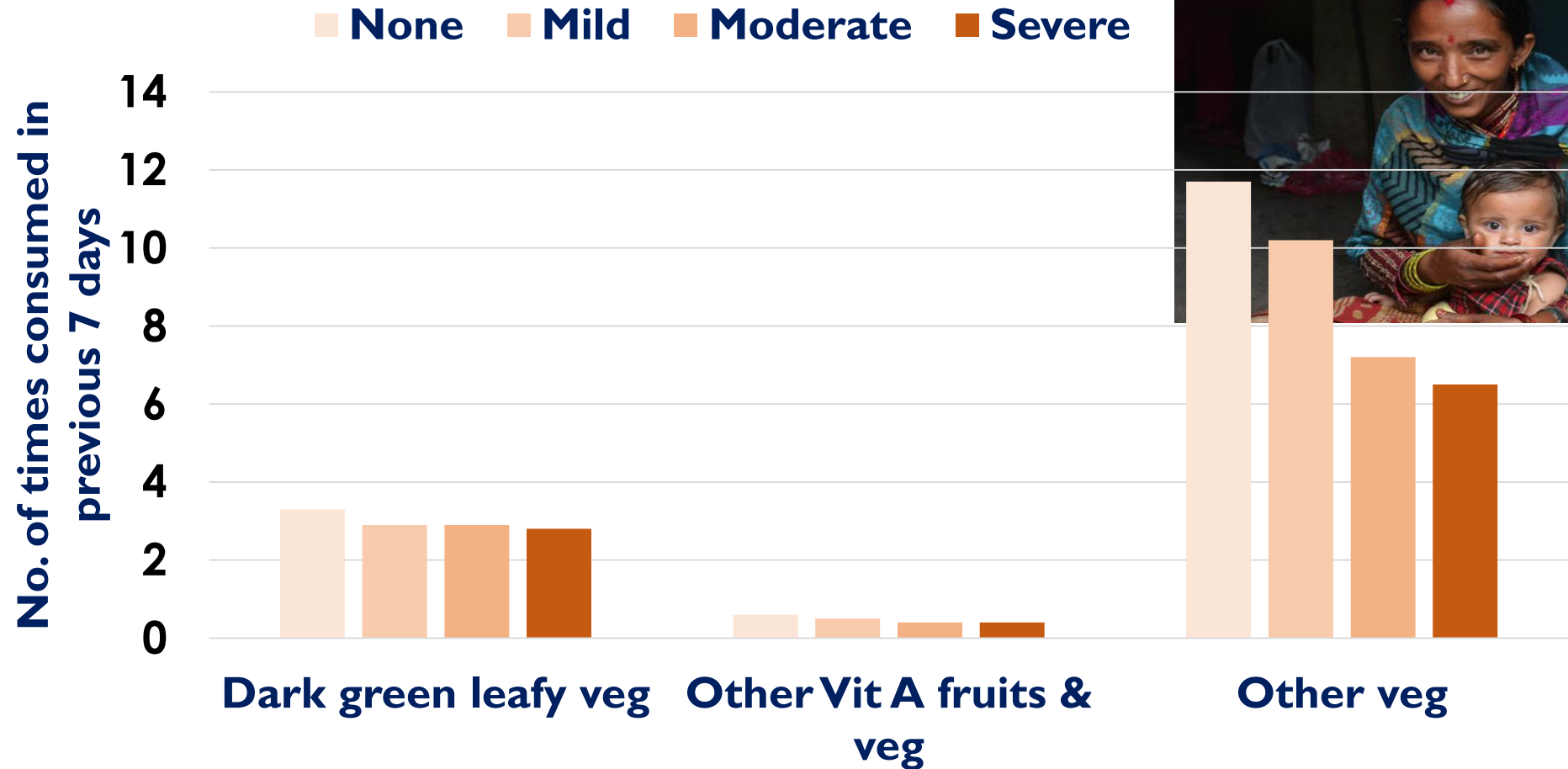




**USAID**  
FROM THE AMERICAN PEOPLE

# Vegetable vs. Nutrition

**As food insecurity worsens there is a lower weekly frequency of consumption for each food group**



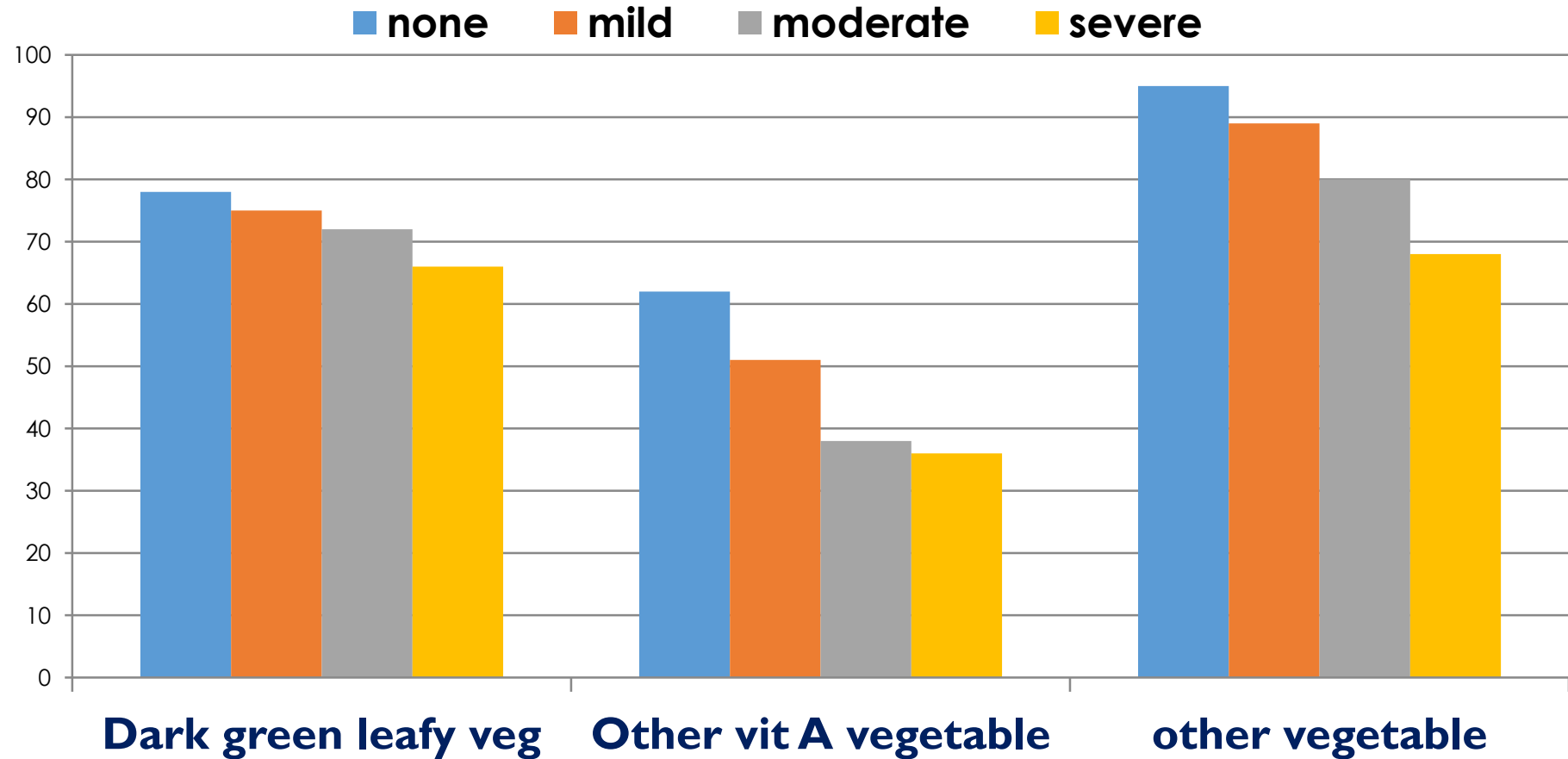
*Source: NIL survey, presented in scientific symposium in July 2016*



**USAID**  
FROM THE AMERICAN PEOPLE

# Vegetable vs. Nutrition

**As food insecurity worsens, only a smaller proportion of women consume vegetables**



Source: NIL survey, presented in scientific symposium in July 2016



**USAID**  
FROM THE AMERICAN PEOPLE

# Vegetable vs. Nutrition

**Participation in HSF is correlated with improved dietary diversity for both mothers and young children**



**HSF: Home Stead Food Production**

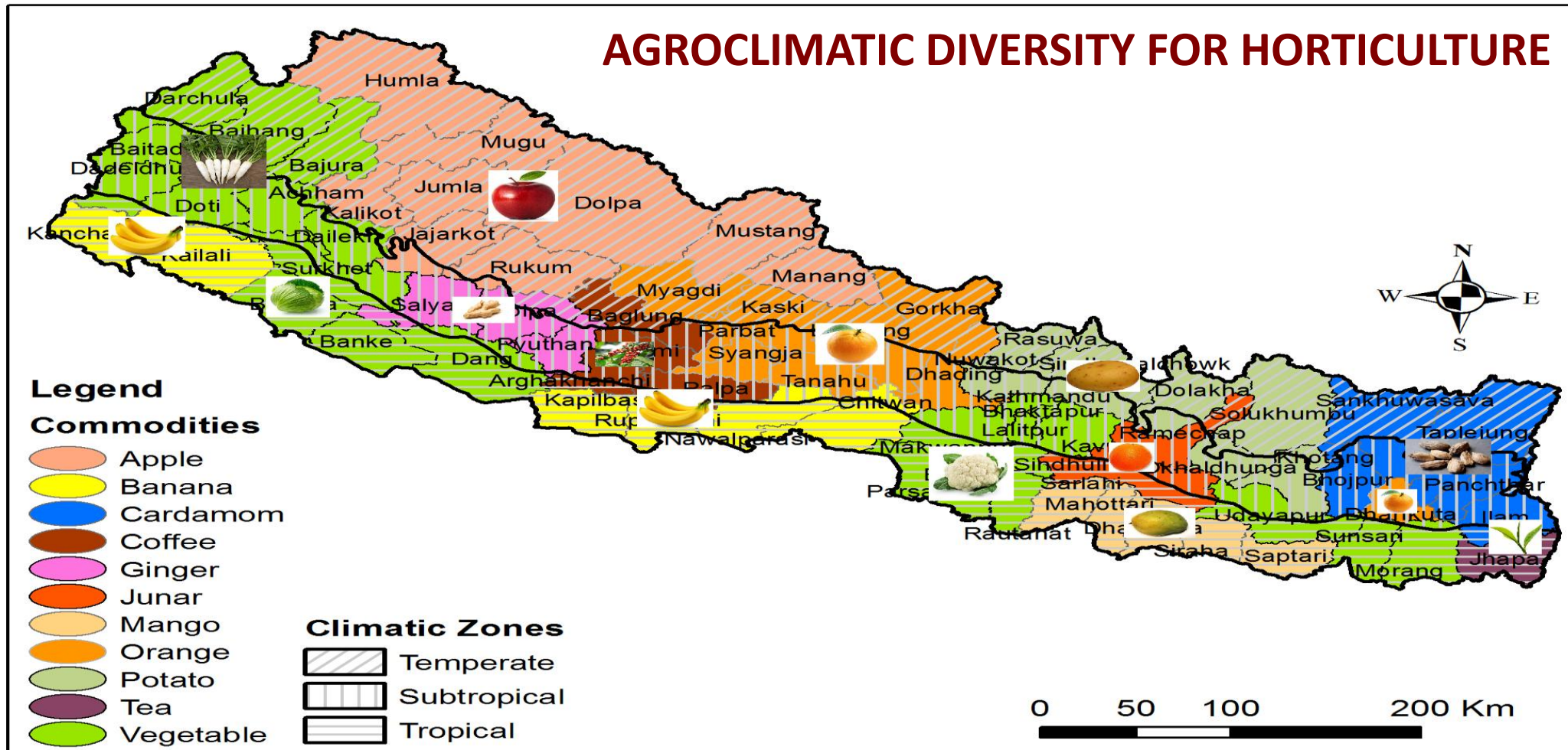
	Crude		Adjusted	
	$\beta$	P-value	$\beta$	P-value
<b>Maternal dietary diversity</b>	<b>0.06</b>	<b>0.002</b>	<b>0.05</b>	<b>0.001</b>
<b>Child (6-23 months) dietary diversity</b>	<b>0.05</b>	<b>0.042</b>	<b>0.07</b>	<b>0.017</b>

*Source: NIL survey, presented in scientific symposium in July 2016*





## AGROCLIMATIC DIVERSITY FOR HORTICULTURE





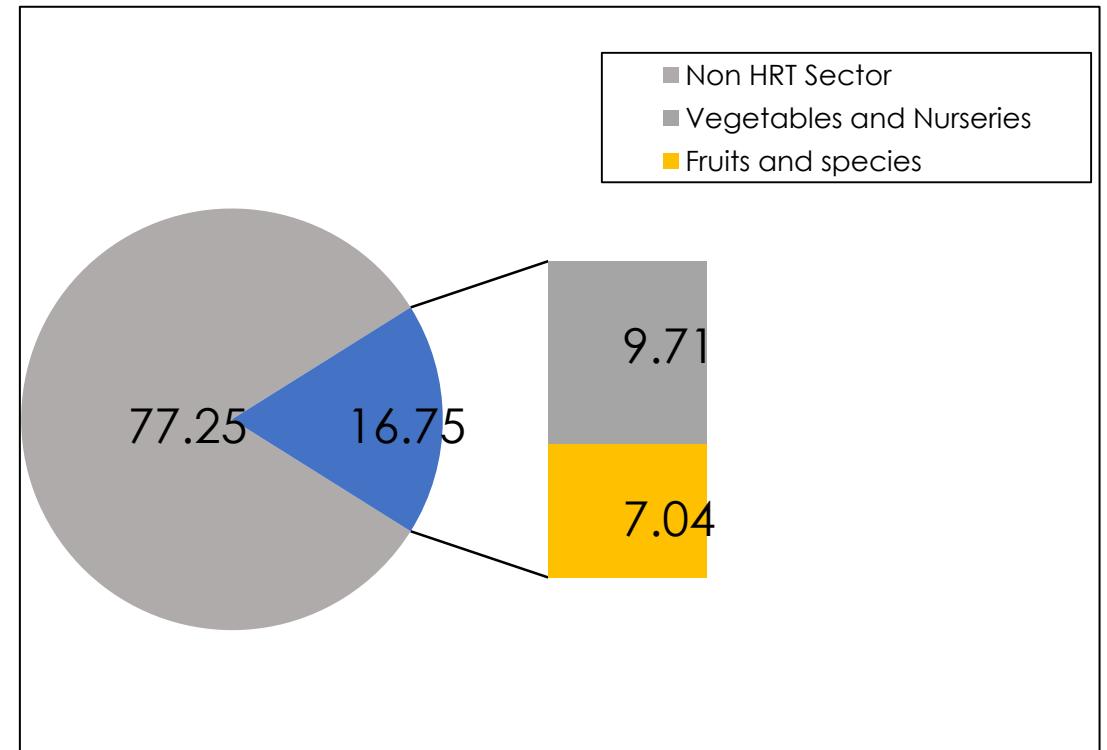
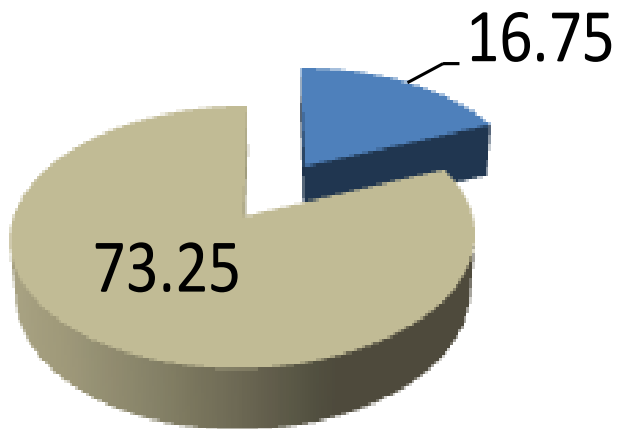
**USAID**  
FROM THE AMERICAN PEOPLE

# Horticulture Overview

## Contribution of Horticulture in National Economy

### Horticulture Sector Contribution to AGDP

■ Horticulture



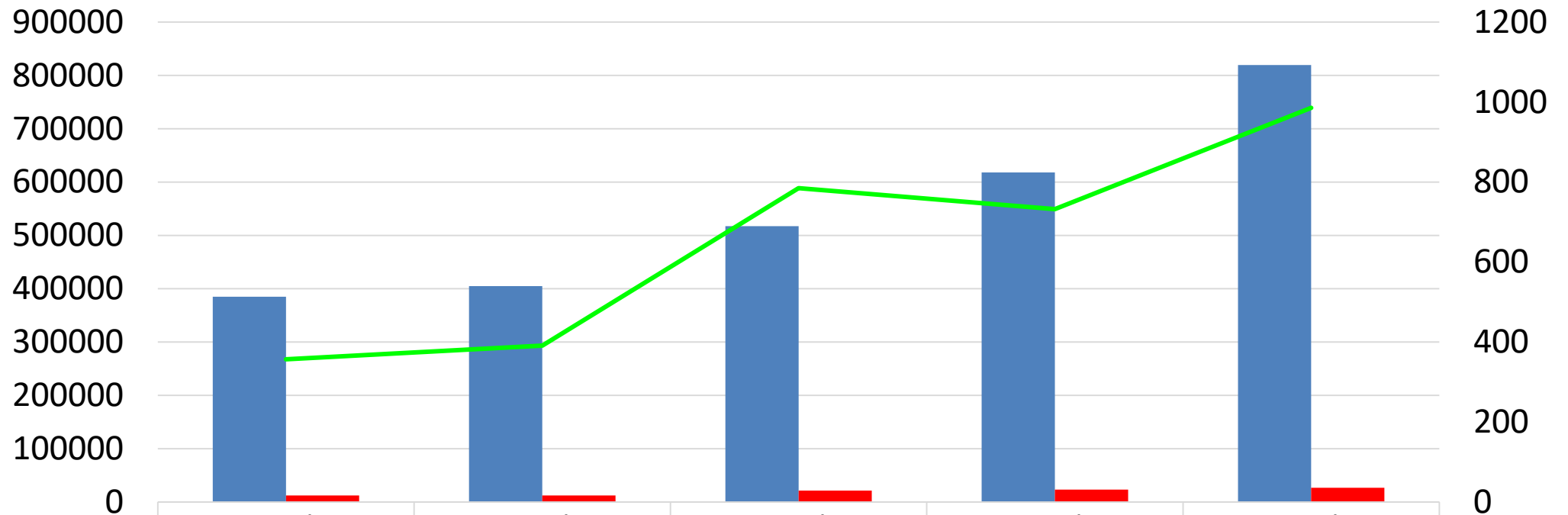


**USAID**  
FROM THE AMERICAN PEOPLE

# Horticulture Overview

**Budget Allocation (Million NRs.)**

**Budget  
Allocation  
in  
Horticulture**



	2011/12	2012/13	2013/14	2014/15	2015/16
National Budget	384900	404825	517240	618000	819415
Budget in Agriculture	12431	12297	21403	23283	26683
Budget in Horticulture	357	391	785	732	986

Source: MOAD, 2011/12 -2015/16



# Horticulture Overview

- A. Horticulture Development Master Plan
- B. National Agriculture Policy, 2004
- C. Agribusiness Promotion Policy, 2006
- D. National Tea Policy, 2000
- E. National Coffee Policy, 2003
- F. Floriculture Policy, 2013
- G. Agriculture Development Strategy (2015-2035)
- H. National Horticulture Research Institute (NHRI) in NARC
- I. Priority value chain: 15 prioritized crops out of which 6 are horticultural crops: Vegetable (3), Tea (4), Potato (9), Ginger (11), Cardamom (12), Coffee (14)
- A. Detailed study for establishment of horticulture department

**ENABLING  
ENVIRONMENT**





**USAID**  
FROM THE AMERICAN PEOPLE

# Vegetable and Mission's priority



**High Value  
Vegetable:  
A focused value  
chain**

- High potential in focus districts
- Prioritize in CIP
- Significant role in nutrition
- High unmet demand
- Produced by large smallholders




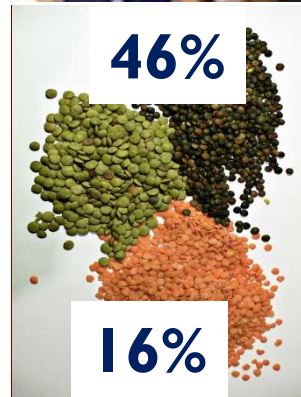
**USAID**  
FROM THE AMERICAN PEOPLE

# Vegetable and Mission's priority

**Farmers engaged**

**Focus Crop**

**Resource spent**





**USAID**  
FROM THE AMERICAN PEOPLE

# Vegetable and mission's priority

**Quick  
Return &  
High Value**

- **Significant increase in total sale**
- **Average Vegetable Yield Increase by 91%**
- **97% of total of farmers engage in commercial transaction**



**Value of incremental Sales : \$71.8 million (\$865/household)**

**Vegetable  
alone is \$ 41  
Million**






**USAID**  
FROM THE AMERICAN PEOPLE

## MISSION'S FOOD SECURITY

- Market system
- Vegetable – tech transfer
- Capacity building
- Systemic change
- Private sector on board

**KISAN**



- Nutrition message
- Nutrition related study
  - 1000 days mothers
  - Children under 2
  - Dietary diversity
- Home stead food production
- WASH and consumption practices

**SUAAHARA**



**USAID**  
FROM THE AMERICAN PEOPLE

## Take away

- Agriculture and Nutrition interventions are two wheels of one cart
- Integration of agriculture and nutrition
- Strategically driven and functional alignment
- Market system approach
- Facilitator vs. Implementer
- Same beneficiaries
- Coordination and leverage:
  - Joint work planning
  - Regular monthly meeting and sharing
  - Suaahara responsible in nutrition intervention
  - Accountability on indicators/reporting in FTFMS
  - Cross training and capacity building
  - GON owned national level National Nutrition & Food Security Steering Committee





**USAID**  
FROM THE AMERICAN PEOPLE



**THANK YOU**





**USAID**  
FROM THE AMERICAN PEOPLE

# Prioritization of products leads to vegetables, rice, maize, & pulses

*See appendix for details*

